

Name: _____



Reality or Fantasy?

Directions: Cut out the pictures. Glue them in the correct box.



Reality








Fantasy



Name: _____

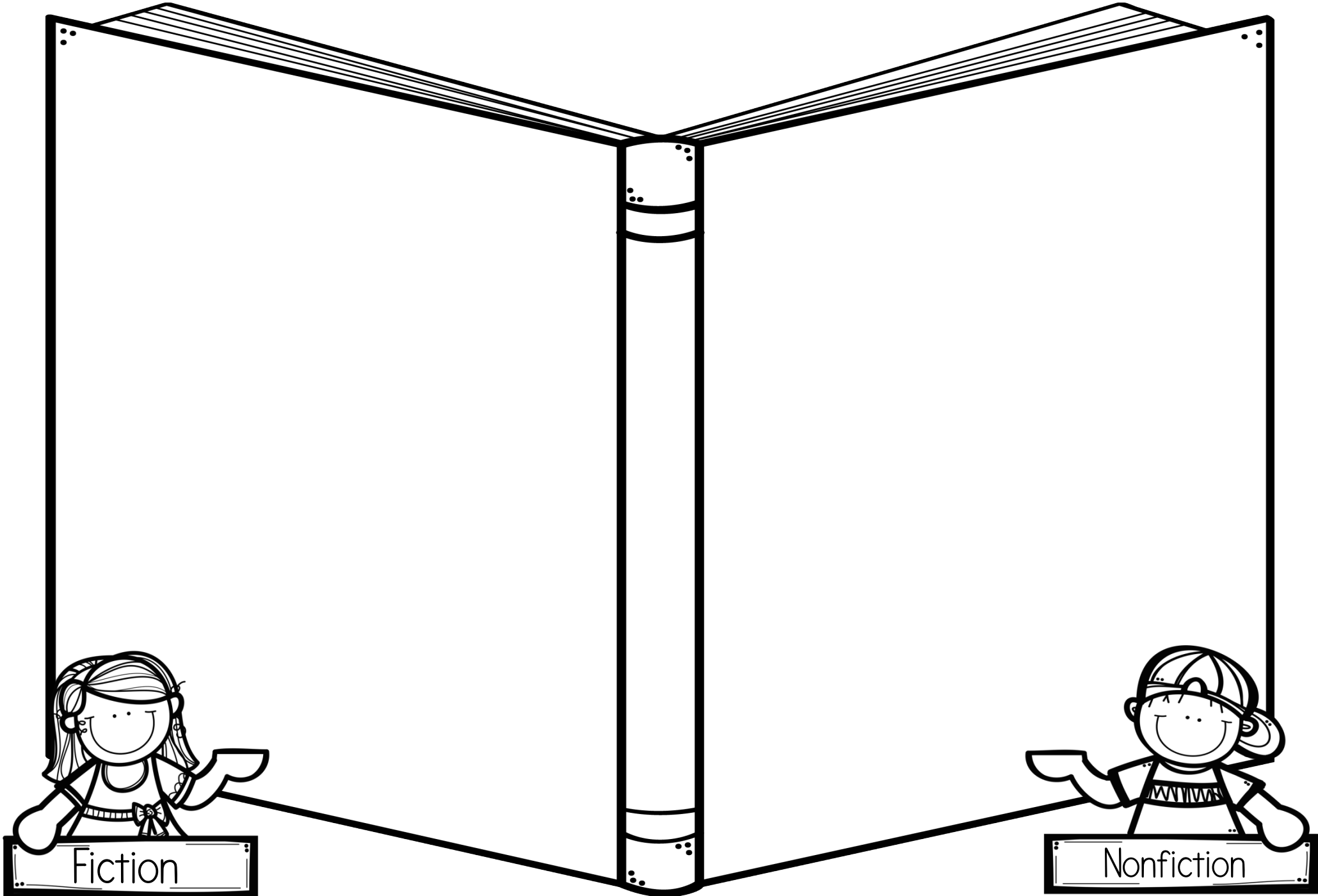
Amazing Animals!

Animals can do some amazing things. Look at the pictures below. If it shows a picture of something a real animal can do write a R underneath. If it doesn't write a F.



Name: _____


How are fiction and nonfiction different?




Name: _____

Fiction or Nonfiction?


Cut out the books and glue them in the correct spots below.




Fiction




Nonfiction



Fiction



Nonfiction

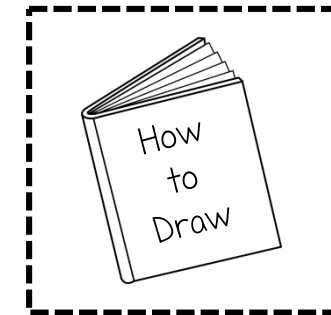





Fiction



Nonfiction


READ



Name: _____


Fiction or Nonfiction

Directions: Cut out the book titles. Glue them in the correct column.



Fiction

Non-Fiction



Clifford's First
School Day

Why Leaves Change
Color

Kitten's First Full
Moon

The Moon and
Stars

Police Dogs

Little Quack's New
Friend

Abraham Lincoln

Penguin Learns to
Share

Spanish Dictionary

Name: _____

ABC Order

Put the words in each box in ABC order

A B C D E F G H I J K L M N O P Q R S T U V W X Y Z

farm luck

race broom

1. _____

2. _____

3. _____

4. _____

sunny

again

coat

part

1. _____

2. _____

3. _____

4. _____

sleep

open

house

apple

1. _____

2. _____

3. _____

4. _____

chair

rain

windy

little

1. _____

2. _____

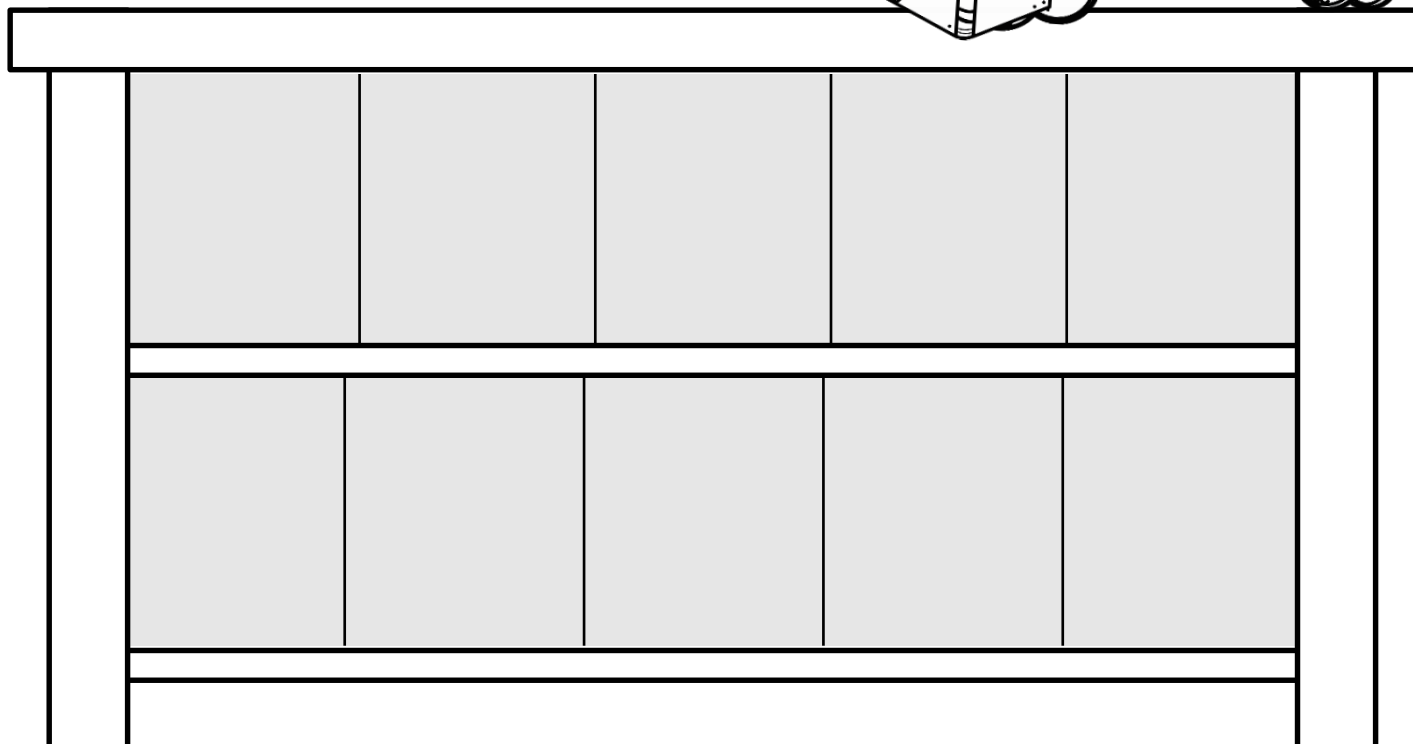

3. _____

4. _____

Name: _____

ABC ORDER TO THE SECOND LETTER

Directions: Cut out the books below. Glue them onto the bookshelves in ABC order.



Gabby Goldfish



Spooky Mummy



Birthday Time



Giddy Up



Snazzy Sneakers



Bears Like Honey



Let's Pick Apples



Thankful Time



Lucy is Sick



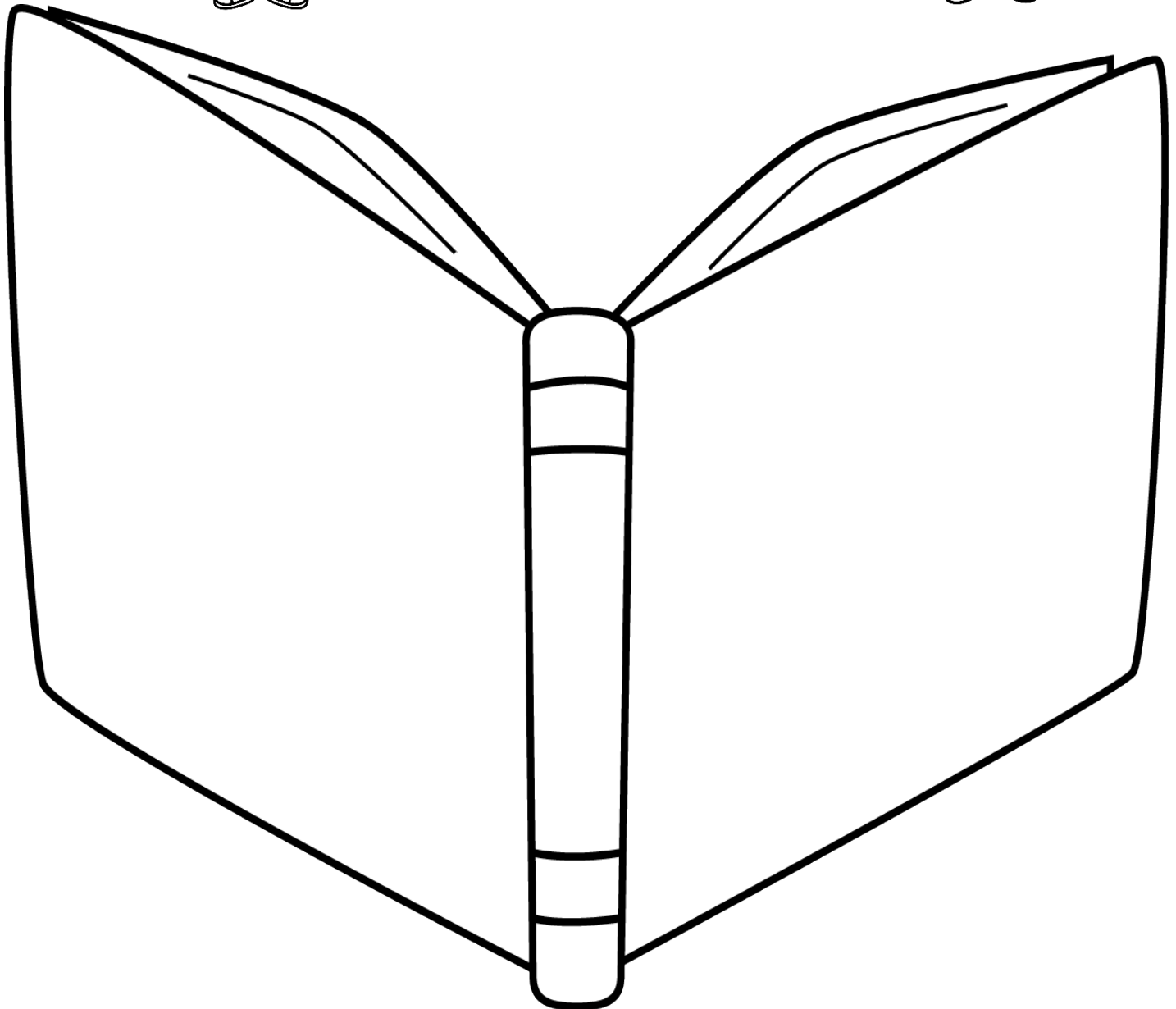

Time for School



Name: _____

Books Have Spines

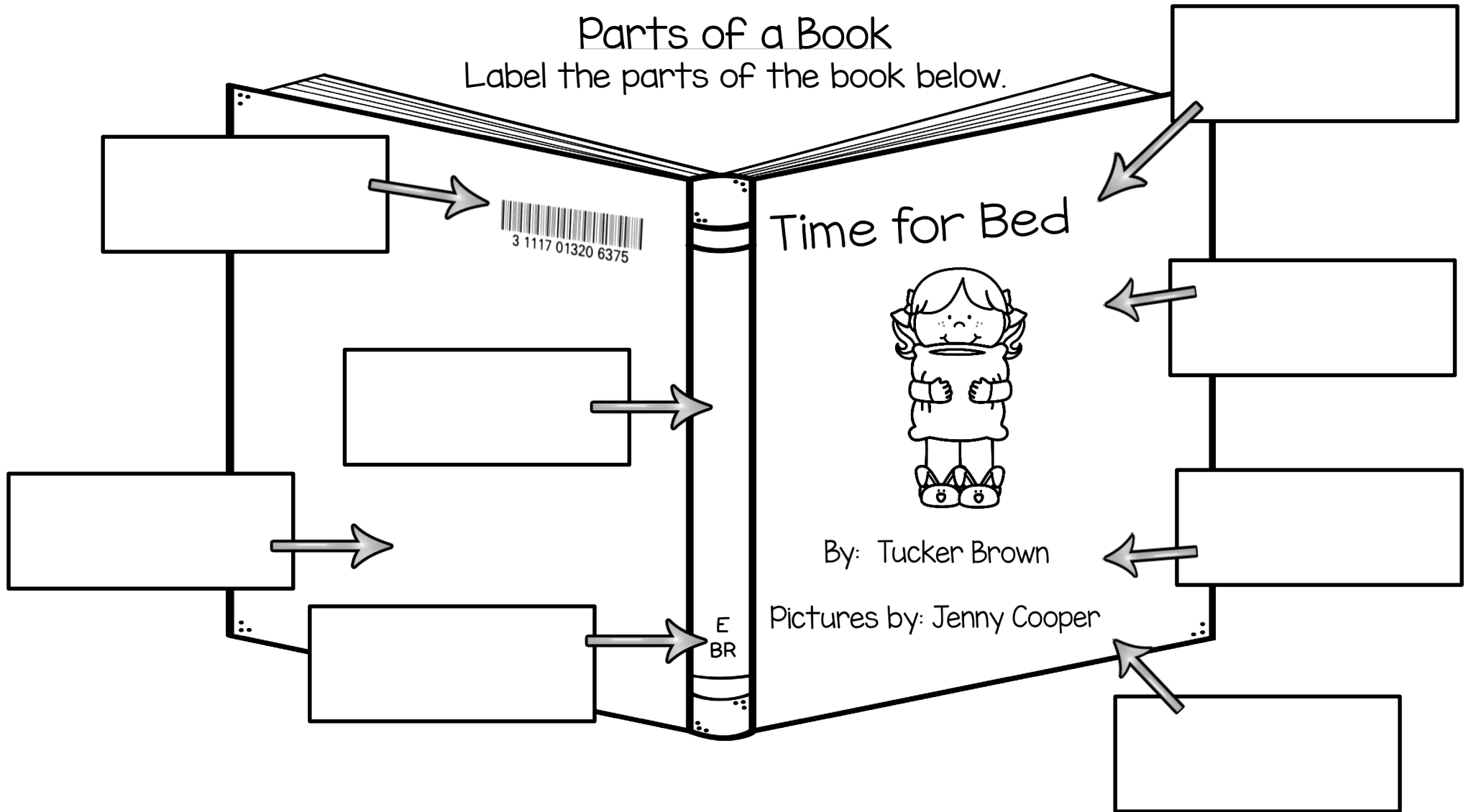
Instructions: Create a book below. Be sure to include: title, author and call number. Use the books on the table to help you.



Name: _____

Parts of a Book

Label the parts of the book below.

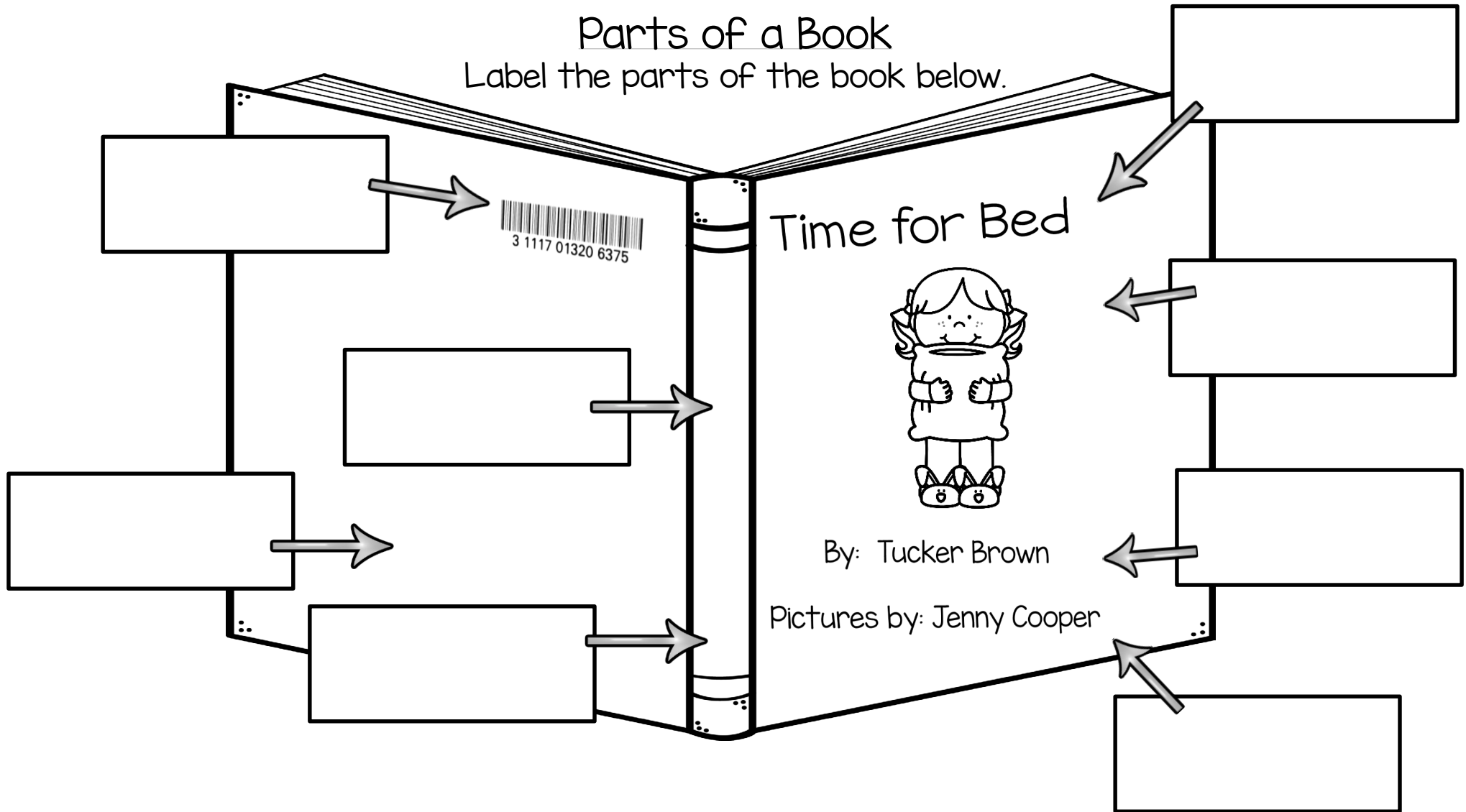


Title	Author	Illustrator	Front Cover
Back Cover	Barcode	Spine	Call Number

Name: _____

Parts of a Book

Label the parts of the book below.



Title	Author	Illustrator	Front Cover
Back Cover	Barcode	Spine	Call Number

Name: _____

Parts of a Book


Label the parts of the book below.

Front Cover

Title

Author

Spine



Is this a fiction or nonfiction book? _____

Name: _____

Parts of a Book


Label the parts of the book below.

Front Cover

Title

Author

Spine




Is this a fiction or nonfiction book? _____

Name: _____

Title Page

The title page gives you information about the book. Look at the title page below and then answer the questions.




1. What is the title of the book? _____
2. Who is the author of the book? _____
3. What does the illustrator do? _____
4. True or False. Kevin Clark is the author. _____
5. What is the name of the publisher? _____
6. What city was this book published in? _____
7. Is this a fiction or nonfiction book? _____

Name: _____

Title Page & Copyright Page

The title page gives you information about the book. The copyright page gives you the date that the book was published. The copyright date is like the book's birthday.



1. What is the title of the book? _____
2. Who is the author of the book? _____
3. What year was the book published? _____
4. True or False. Samuel Petty is the illustrator. _____
5. What is the name of the publisher? _____
6. What city was this book published in? _____
7. Is this a fiction or nonfiction book? _____

Name: _____

Read About Transportation

Transport




Table of Contents

Types of
Transportation ----- Pg. 2

On the Road ----- Pg. 6

In the Air ----- Pg. 12

On the Water ----- Pg. 15


On the Tracks ----- Pg. 18

Read. Circle your answer.

1. On what page can you find cars and trucks? pg. 2 pg. 6
2. On what page can you find helicopters? pg. 12 pg. 19
3. What can you find on page 15? Trains Boats
4. Trains can be found on what page? pg. 1 pg. 18
5. Which comes first in the book? Boats Airplanes

Name: _____

Chapter By Chapter




Read. Write your answers on the line.

1. How many chapters are in the book? _____
2. What is the title of chapter 3? _____

3. What chapter is about apple pie? _____
4. What can you find on page 13? _____
5. What do you think chapter 6 might be about? _____

Name: _____

Some books have a **glossary** in the back of the book. A glossary is a list of the important words found in the book and their definitions. It is found in the back of the book. Use the glossary to answer the questions.

A simple line drawing of a spider on a web. The spider is positioned in the lower right corner of the web, which is attached to the top left corner of the frame. The spider has a round body, two large eyes, and eight legs. The web is a spiral shape with a central point.

Glossary

Arachnid: Any animal that has 6 legs

Insects: Animals with six legs and 3 body parts

Silk: Strong material made by spiders to spin their webs

Spiderlings: Spider babies

Spinnerets: Part of the spider that makes silk


1. Fill in the blank. The words in a glossary are in _____ order.
2. What do spiders use to make their webs? _____
3. A baby spider is called a _____
4. Silk comes out of a spider's _____
5. Are spiders arachnids or insects? _____

Now draw a picture of what you think the cover of this book would look like.

Name: _____

Some books have an **index** in the back of the book. An index is an alphabetical list of all the important topics found in the book and the page they can be found on. It is in the back of the book.

Index



Camouflage	Page 3, 8
Food	Page 5-6
Protection	Pages 9-11
Silk	Pages 5, 12-15
Types	Pages 24-28
Webs	Page 5, 12-17

1. What page will tell you how spiders spin their webs?
2. What can you find out on page 25?
3. Pages 9-11 will tell you how spiders _____ themselves.
4. Tarantula spiders and black widow spiders would be on what pages?
5. What pages would tell you what spiders eat?
5. TRUE or FALSE. Camouflage is how animals blend in with their environment.

Name: _____

BOOK REPORT

Rating: 1 bookworm = ok 2 bookworms = great 3 bookworms = awesome



Title: _____

Author: _____

Circle one: Fiction Nonfiction

Characters: _____

Setting: _____

MY FAVORITE PART

Name: _____

BOOK REPORT

Title: _____

Author: _____

Circle one: Fiction Nonfiction

Characters: _____

Setting: _____

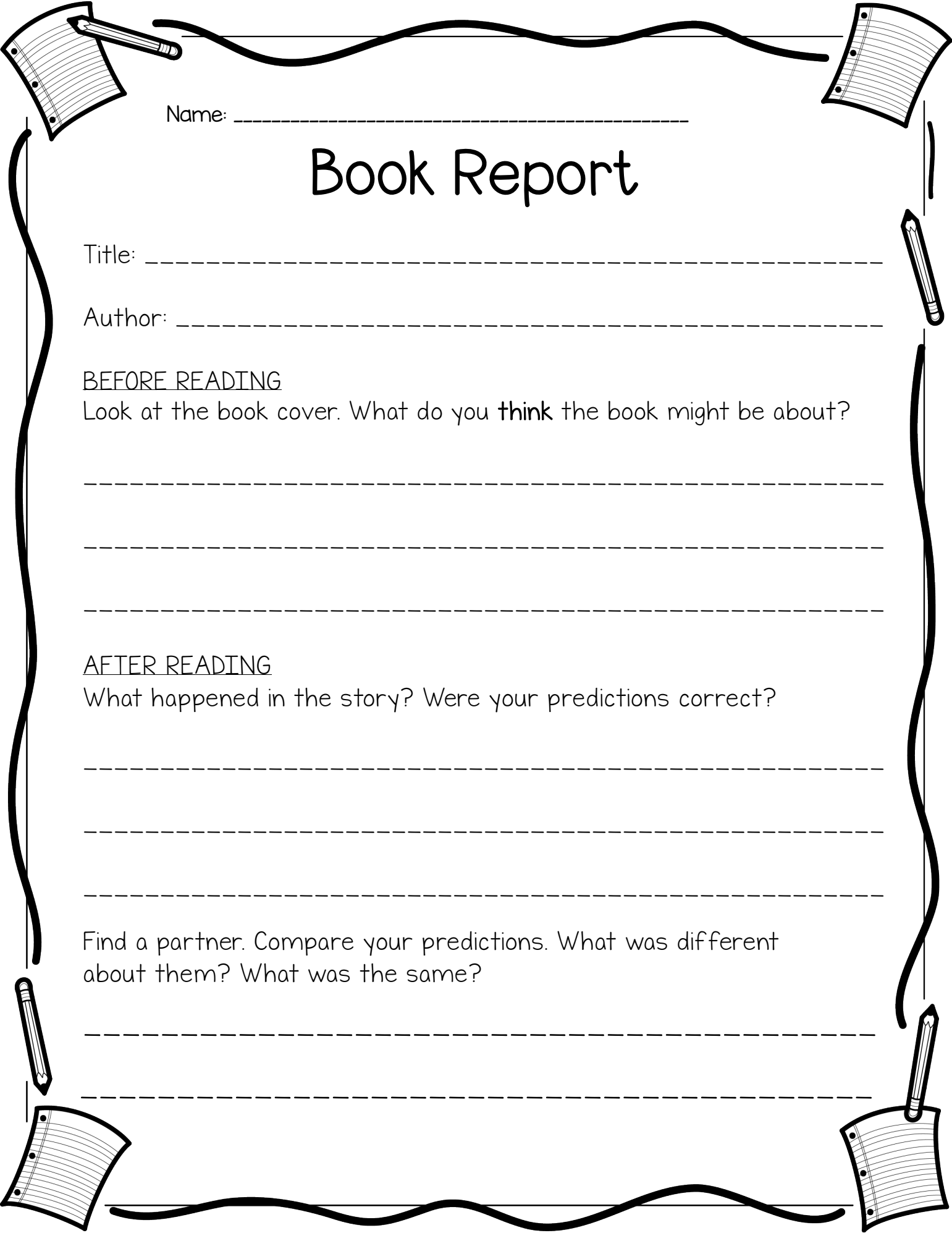
MY FAVORITE PART

Would you recommend this book to a friend?

Yes

No





Name: _____

Book Report

Title: _____

Author: _____

BEFORE READING

Look at the book cover. What do you **think** the book might be about?


AFTER READING

What happened in the story? Were your predictions correct?

Find a partner. Compare your predictions. What was different about them? What was the same?

Name: _____

KWL CHART



What I know

What I want to know

What I learned

Name: _____

KWL CHART

What I know

Topic

What I want to know

What I learned

Name: _____

Directions: Answer the questions using the information below.

How Firefighters Help Us



By: Brian Willis
Watertown Publications

Table of Contents

Training	Pg. 4
Equipment	Pg. 9
Safety	Pg. 15
Rescues	Pg. 20

Index

Ax ---- Pg. 10	Helmet ---- Pg. 9
Boots ---- Pg. 11	School ---- Pg. 4-8
Clothing---- Pg. 5-11	Smoke ---- Pg. 15, 22
Getting Around ---- Pg. 12, 23	Trucks ---- Pg. 12, 18, 21

- | | | |
|--|---|---|
| <p>1. What is the title of the book?</p> <p>2. TRUE or FALSE Brian Willis is the illustrator.</p> <p>3. Who is the publisher?</p> <p>4. What is this book about?</p> | <p>1. What page would you find fire trucks?</p> <p>2. What can you find on page 9?</p> <p>3. Training of firefighters is on what page?</p> <p>4. How does the table of contents help you?</p> | <p>1. What pages will you find out about firefighter school?</p> <p>2. What can you find on page 18?</p> <p>3. What can you find on page 15?</p> <p>4. How does the index help you?</p> |
|--|---|---|

Name: _____

Facts



Opinions

Chocolate cake is better than yellow cake.

Birthday candles are hard to blow out.

Some people do not want a birthday party.

Everyone has a birthday once a year.


Summer birthdays are the worst.

Many kids get birthday money.


Name: _____

Racing to make connections


Book title: _____ Author: _____



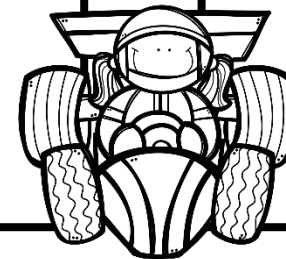
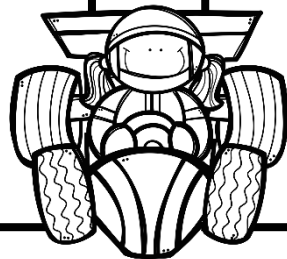
Text to text
connection



Text to self
connection



Text to world
connection



Name: _____

On the Lookout for Context Clues

Word:

Page:

Context clue:

Context clue:

Definition



Word:

Page:

Context clue:

Context clue:




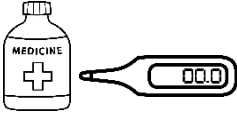




Definition






Name: _____

What happened Little Red Riding Hood?

Color the star red if the event really happened in the story.
Color the star blue if the event did not happen in the story.

	Red Riding Hood walks through the city. 
	Red Riding Hood's granny is sick. 
	Red Riding Hood picked some flowers. 
	The wolf ate granny. 



	The wolf pretended to be granny. 
	Red Riding Hood runs away from the wolf. 
	A woodcutter saves Red Riding Hood and granny. 
	Red Riding Hood makes friends with the wolf. 

Name: _____

Call Number Order

Call numbers help us to find books in the library. They are located on the spine of the book. Fiction books are organized by the **last** name of the **author**. Write a number below each book to put them in the correct ABC order.

①

E
RY

E
MC

E
CH

②

E
ZI

E
ST

E
BR

③

E
JO

E
AL

E
DE

④

E
EL

E
YO

E
HA

⑤

E
TH

E
WA

E
SE

⑥

E
DA

E
AP

E
FI

Name: _____

Call Number Order

Call numbers help us to find books in the library. They are located on the spine of the book. Fiction books are organized by the **last** name of the **author**. Write a number below each book to put them in the correct ABC order.

①

E
RYL

E
MCH

E
CHA

②

E
ZIF

E
SIT

E
BRI

③

E
JON

E
ALD

E
DEN

④

E
ELL

E
YOL

E
HAT

⑤

E
THE

E
WAS

E
SEU

⑥

E
DAR

E
APP

E
FIN

Name: _____

Call Number Practice

Fiction books are put on the bookshelf in ABC order by the author's last name.

First create a fiction call number for each author. Then put the call numbers in order as they would be put on the bookshelf.

Author's Name	Call Number
R. L. Stine	
Lois Lowry	
Judy Blume	
Beverly Cleary	
Louis Sachar	
C.S. Lewis	

Author's Name	Call Number
Gary Paulsen	
Jeff Kinney	
Tedd Arnold	
Katherine Patterson	
Jarrett Krosoczka	
Gordon Korman	

Name: _____

Dewey Decimal System

What Dewey category would each book go in?

000-099	General Works	500-599	Science
100-199	Philosophy	600-699	Technology
200-299	Religion	700-799	Arts & Recreation
300-399	Social Sciences	800-899	Literature
400-499	Language	900-999	History & Geography

1. Titanic: Voices From the Disaster

2. Into the Volcano

3. In Search of Bigfoot

4. Spanish Words and Phrases

5. Bible Stories for Children

6. Poems for Two Voices

7. The NFL's Best Quarterbacks

8. Voting in an Election

9. Battles of the Civil War

10. Why Isn't Pluto a Planet?

11. How to Talk to Your Dog

12. Paper Crafts for Halloween

13. Native American Folktales

14. How to Be Responsible

Name: _____

Dewey Decimal System

Read each question. What Dewey category would you find a book to answer the question?



000-099	General Works	500-599	Science
100-199	Philosophy	600-699	Technology
200-299	Religion	700-799	Arts & Recreation
300-399	Social Sciences	800-899	Literature
400-499	Language	900-999	History & Geography



How does an airplane stay up?

Where do gorillas live?

How do you say pencil in French?

What does the President do?

Is the Loch Ness Monster real?

How big is a soccer field?

Why do leaves change color?

What year did the Civil War end?

What are some funny jokes about school?

How many bones are in the human body?

Is Zeus a Roman or Greek God?

Name: _____

SEARCHING THE LIBRARY CATALOG

When you want to find out what books the library has you use the library catalog. The library catalog is a tool that helps you find what you are looking for quickly. Searching on the catalog is very similar to searching the internet. You can search by author's name, title, subject, key word and series name.

When you find a book you want to learn more about, you look at the catalog record for the book. The record tells you all the important information about the book: author, title, publisher, publication date, page number, summary and the call number. It will also tell you if the book is checked in or checked out.

→ Look at the sample record. Read the record and then answer the questions.

Diary of a Wimpy Kid : Hard Luck

By Jeff Kinney

(Series: Diary of a Wimpy Kid; 8)

F
KI

Local copies available: 3 out of 5

Summary: Greg Heffley is having some bad luck. He lost his best friend and making new friends in middle school is not easy.

Explore!

- Friendship
- Middle School
- Luck
- Diaries
- Humorous Stories

Publication Info

Published	New York : Amulet Books, 2013.
Format	217 p. : ill. ; 22 cm.
LCCN	2013-33173
ISBN	978-1-41971132-9 (trade)
	1-41971132-6 (trade)



1. Who is the author? _____
2. What is the series number? _____
3. How many pages are in this book? _____
4. What is the copyright date? _____
5. What is the call number? _____
6. How many copies are available for check out? _____
7. Name 2 subjects that describe this book. _____

Name: _____

REFINE YOUR SEARCH



Sometimes when you search for information, you find too many results. You need to refine your search (narrow the search) to something more specific. This will give you less results to look through and will save you a lot of time.

For example, you want to search the library catalog for football. You type in football and select subject. Over 230 books come up about football. But since you only want to find out about football players, you add the word players. Now you have 23 books instead of 230.

A useful tool to use is “power search” or “advanced search”. This will allow you to search more than one keyword at a time, to limit your search to books that are only a few years old or only a certain type of material. This is just another way to help you narrow your search.

ANSWER THESE QUESTIONS

1. You need to write a report about lions. How would you narrow your topic before you begin to search?

2. What could you do if your teacher said you could only use books published in the last four years?

3. Why do you think having too many search results is a bad thing?

4. Pretend you need to write a report about a famous person. Come up with a list of search terms that you could use to help you.

Name: _____



SEARCHING BY SUBJECT

The word subject means what the book is about. Let's say that you want to search for books about the Civil War. You don't know any specific titles of Civil War books that the library has. So you need to do a subject search. **Tip:** A subject search will give you books that are more specifically related to your subject than if you just did a keyword search (a keyword search is what you do when you type something into the search box and hit enter.)

Using the library catalog follow the steps and answer the questions below.

Think of a topic that interests you. (Choose whatever you want)

- What did you choose: _____

Now type the topic in the search box and click on subject search.

- How many titles did you find on your topic? _____
- Are there more books on this topic than you thought you would find or less?

MORE LESS

- Select one title from the list that looks interesting to you. Write down the call number and the title. (Choose one that is checked-in)

Now choose a different topic.

- What did you choose: _____

Now type the topic in the search box and click on subject search.

- How many titles did you find on your topic? _____
- Are there more books on this topic than you thought you would find or less?

MORE LESS

- Select One title from the list that looks interesting to you. Write down the call number and the title. (Choose one that is checked-in)

Name: _____



AUTHOR SEARCH

Have you ever read a book before and loved it. You loved it so much you wanted to read more books from the same author. If so, then you want to do an author search on the library catalog.

When you search by author, only books written by that author will come up (as long as the library owns them).

Tip: For some library catalogs, you must type in the author's last name first and then their first name. Otherwise you will not find any results. But not all catalogs are this way. Ask your librarian to find out if you have to search this way.

Tip: If you misspell the name you may not find any results either. Spelling can be very important when searching the library catalog.

Using the library catalog follow the steps and answer the questions below.

Choose an author that you want to search. _____

Type in the author's name and click on the search button.

Does the library have any other books from this author? YES NO

Write down the title of one book from this author you have already read.

Write down any other titles from this author you think you might want to read.

Does this author write fiction books, nonfiction books or both types of books? How do you know?

Name: _____

Now that you have spent some time searching the library catalog, it's time to find some books you think you might want to check out and read.



Select a topic that interests you. Search the library catalog and find 3 books on this subject.
For each book fill out the information below.



Title:	Title:	Title:
Call Number:	Call Number:	Call Number:
Author:	Author:	Author:
Subject(s):	Subject(s):	Subject(s):
Illustrator:	Illustrator:	Illustrator:
Copyright Date:	Copyright Date:	Copyright Date:
Summary	Summary	Summary
Do you think this is a book you might want to read? YES NO	Do you think this is a book you might want to read? YES NO	Do you think this is a book you might want to read? YES NO
Why or why not?	Why or why not?	Why or why not?

Extra: Are your books fiction or nonfiction? How can you tell?

Book 1: _____

Book 2: _____

Book 3: _____

Name: _____

WHAT'S YOUR OPINION?

Choose an opinion statement that you agree with.

- ☐ Fiction books are more enjoyable to read than nonfiction books.
- ☐ Science fiction and fantasy books are boring.
- ☐ The book is always better than the movie.
- ☐ I would rather read a graphic novel than any other kind of book.

Use the space below to write 3 reasons why you have this opinion.

Reason #1

Reason #2

Reason #3

Name: _____

WHAT'S YOUR OPiNiON?

Write to support your opinion below.

Name: _____

PLOT SUMMARY

Book title: _____

Someone

Wanted

So


But

Finally


Name: _____

Check It Out!

Choose one of your favorite books. Fill in the information below to create a review for the book.
These will be shared with other students when they are looking for a new book to read.



Book Cover



I read the book _____

_____ by _____

_____. The genre of this book is _____.

It takes place in _____

A few of the main characters are: _____

One of the problems faced by the character(s) in the book is

The overall theme of this book is _____

If you like _____

then you will like this book.

I Rate this book:



Name: _____

Answer the following questions about your book. On the back of your page draw a picture to show what your book is about.

What is the title of your book?	
Who is the author and illustrator of your book?	
When and where was your book published?	
What is the call number of your book?	
Is this a fiction or nonfiction book?	
Does your book have a table of contents?	
Does your book have an index or glossary?	
How many pages are in your book?	



Name: _____

NONfiction facts

FACT #1	FACT #2
FACT #3	FACT #4

TOPIC

Name: _____

③ ② ①

Title:

Author:

3 things I learned:

2 interesting facts:

1 question I still have:

Where can I go to find the answer:

Name: _____

Reading Nonfiction

Title: _____

Author: _____

Text features in this book

☐ Table of contents

☐ Captions

☐ Types of print

☐ Index

☐ Headings

☐ Charts and graphs

☐ Glossary

☐ Diagrams

☐ Maps

#1 Fact I learned: _____

Text feature that helped me: _____

#2 Fact I learned: _____

Text feature that helped me: _____

#3 Fact I learned: _____

Text feature that helped me: _____

Name: _____

I SPY — NONFICTION TEXT FEATURES

Look through your book. What nonfiction text features do you see?

Title:

Author:



Text Feature	Page Numbers
Headings	
Captions	
Illustrations	
Map	
Charts, tables, graphs	
Bold Words	
Table of Contents	
Index	

Name: _____

Amazing Achievements




Person

Achievement



Name: _____

Animal Research



Animal Name:

Where does it live?

What does it eat?

What does it look like:

Five words to describe this animal:

What it looks like:

Name: _____


Election Time

Directions: Read each paragraph. Decide what the author's purpose is: to entertain, to persuade, to inform. Write the purpose underneath.


In the United States, citizens 18 years and older can vote in elections. People vote in local, state and national elections. Every four years there is a presidential election.



If I am elected school president, I promise to give everyone extra recess time. Lunch will last for one hour and you will only have to do math if you want to. Make sure you vote for me next Tuesday.




Mom took me to vote with her on election day. I was not allowed to vote in the real election but I could do the kids' election. After we voted, she took me out for ice cream.



Name: _____

Directions: Dictionaries have guide words on the top of each page to help you find words quickly. Read the words on the acorns. Write them in the correct column below.

Apple - Green	Happy - Queen	Red - Wood

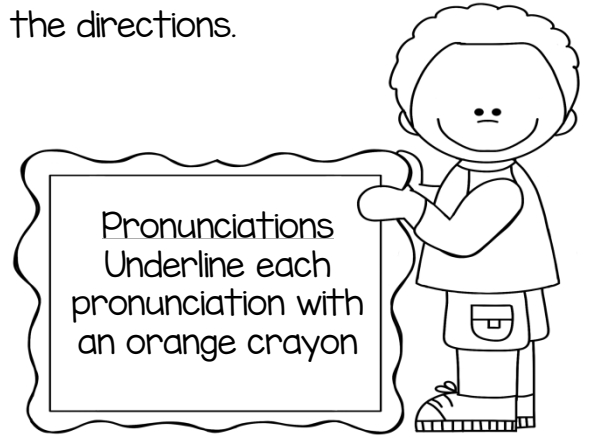


Name: _____

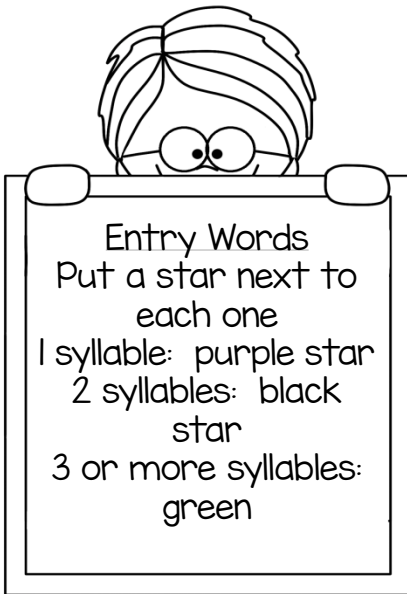
Look at the dictionary page. Follow the directions.




Parts of Speech
Circle each one.
Use the code.
noun = brown
verb = yellow
adjective = blue



Pronunciations
Underline each
pronunciation with
an orange crayon



Entry Words
Put a star next to
each one
1 syllable: purple star
2 syllables: black
star
3 or more syllables:
green



Definition
Underline each definition
with a green crayon

Acorn/Axe

Acorn: [ey-kern] *noun*
Fruit or not of an oak tree

Adorable: [uh-dawr-uh-buh l] *adjective*
Very pretty and sweet

Airplane: [air-pleyn] *noun*
A powered heavier-than-air
aircraft that has fixed wings
from which it derives most of
its lift

Amend: [uh-mend] *verb*
To change something

Anchor: [ang-ker] *noun*
a device used to hold a boat in
place

Arrow: [ar-oh] *noun*
A weapon shot from a bow

Axe: [aks] *noun*
A tool with a sharp edge, used to
cut something

Name: _____

GEARING UP FOR DICTIONARY SKILLS

Fish/Fumble

¹Fish: [fish] *noun*

A scaled animal, lives in water,
uses gills to breathe

²Fish: [fish] *verb*

To try to catch a fish

Flexible: [flek-suh-buh l] *adjective*
Easily bent

Float [floht] *verb*
To drift in air or water



Flutter: [fluht-er] *verb*
To flap wings very fast

Fragile: [fraj-uh l] *adjective*
Easily broken

Fray: [frey] *noun*
A fight or battle

Frigid: [frij-id] *adjective*
Very cold in temperature

Fumble: [fuhm-buh l] *verb*
To handle something clumsily



1. How many syllables are in the word flexible? _____
2. What are the guide words on the page? _____
3. How many definitions are there for the word fish? _____
4. What is the part of speech for the word frigid? _____
5. Which word means "easily broken"? _____
6. Name one animal that would flutter. _____
7. Name something that would float. _____
8. Write two other words that you would find on this page.

Name: _____



GOAL TIME!



For each underlined word, write the number of the matching definition.

¹Play [pley] *noun* A dramatic composition or piece; drama.

²Play [pley] *verb* To take part or engage in a game.



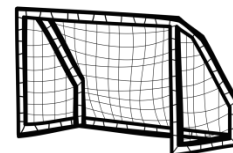
¹Block [blok] *noun* A solid mass of wood or stone.

²Block [blok] *noun* A child's toy, usually cubed in shape made of wood or plastic.

³Block [blok] *verb* to act so as to obstruct an opponent.

¹Fall [fawl] *verb* To come or drop down suddenly.

²Fall [fawl] *noun* The season that comes between summer and winter.



¹Pack [pak] *noun* A group of things wrapped up together.

²Pack [pak] *noun* A set of playing cards,

³Pack [pak] *verb* To place objects into a bag or container,

¹Track [trak] *noun* A path made by the feet of animals or people.

²Track [trak] *noun* A course or route to be followed.

³Track [trak] *verb* To follow a course,

¹Bump [buhmp] *verb* To cause to strike or collide.

²Bump [buhmp] *verb* To bounce along,

³Bump [buhmp] *noun* A swelling from a blow or from being hit by something,

- A. The little boy built a house with his toy blocks. _____
- B. The dog tracked mud all through the house. _____
- C. Memorizing my lines for the play was not easy. _____
- D. "Look at that bump on your head!" dad shouted at me. _____
- E. During fall, the leaves change color and drop to the ground. _____
- F. That pack is too heavy for you to carry. _____
- G. Dad showed me how to track deer prints in the woods. _____
- H. "We can't play that game" said mom, "we're missing the ace from the pack". _____
- I. I had to pack my clothes for the trip. _____
- J. "Put down the video game and play outside" said mom. _____

Name: _____

LOOK IT UP!



Use a dictionary to look up the words in the box below. Then read each sentence and decide which word best fits in the blank space. Write in your answer.

Fatigued:

Repugnant:

Exasperated:

Cacophonous:

Indisposed:

Ingest:

Custom:


Chortle:

1. I can't wait to _____ grandmother's pumpkin pie.
2. Having all my relatives in my house at one time can be very _____
3. Mom became _____ with me when I sneaked a bite of the pot roast.
4. Playing football after Sunday dinner is a great family _____
5. Those vegetables smell so _____ I refuse to eat them.
6. After getting up at 3 am to help set-up for the parade, I am _____
7. I ate so much ice cream that I feel _____
8. My cousin's joke made me _____ so hard that soda came out of my nose.

Name: _____

Pooch Party

Directions: Write a synonym for each word below.
Use the thesaurus page to help you.



Large/Lucky

Large *adjective* - gigantic, huge, jumbo

Laugh *verb* - chuckle, giggle, grin

Little *adjective* - short, small, tiny

Lose *verb* - drop, forget, miss

Loud *adjective* - booming, noisy, roaring

Lucky *adjective* - blessed, charmed, favored

Laugh: _____


Loud: _____

Little: _____

Lot: _____

Lucky: _____

Lose: _____



Name: _____

SYNONYMS ARE.... NICE?

Synonyms are nice. But they are also stupendous, excellent, fantastic and phenomenal.

Synonyms help us to make our writing more interesting. Use a thesaurus to find synonyms for each of the words below. Underneath write a sentence using as many of your synonyms as you can. (It still needs to make sense!)

Kind	Pretty	Old
Small	Some	Good
Bad	Move	Have

Name: _____

Look it Up!

The internet is a great tool to use to find information. Knowing how to search is key to finding the information you want. Read each of the boxes below. Write a word or a group of words that you could type in to find the information you are looking for.

When was
Ronald Regan
born?

What is the
most popular
dog breed?

What day of
the week is
Christmas on?

Who won the
1994 Super
Bowl?

When is the
next full moon?

What states
border
Colorado?

What language
is spoken in
Egypt?

What was the
most popular
movie last year?

What does a
1968 Corvette
look like?

What are some
good restaurants
in my city?

How much does
a ticket to
Disney World
cost?

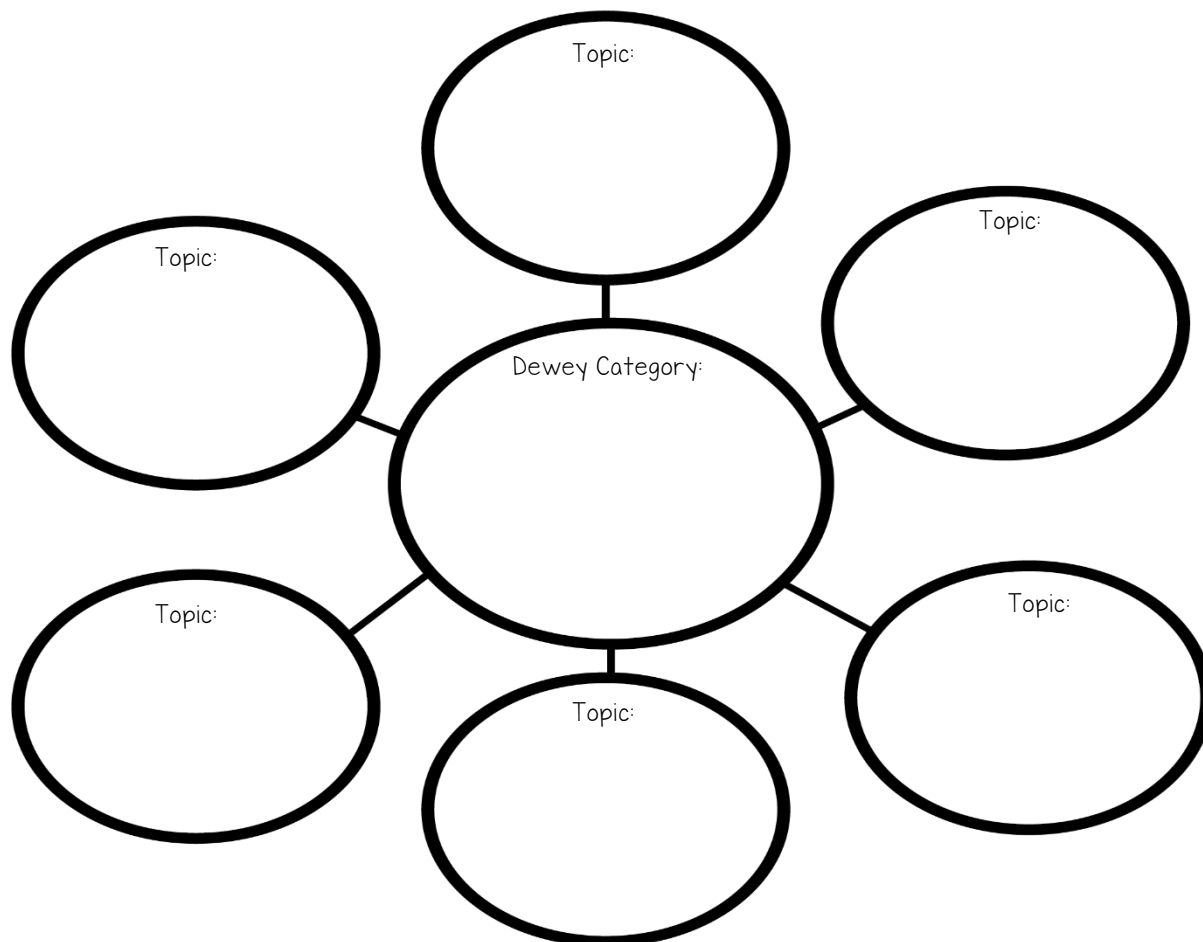
How fast can a
deer run?



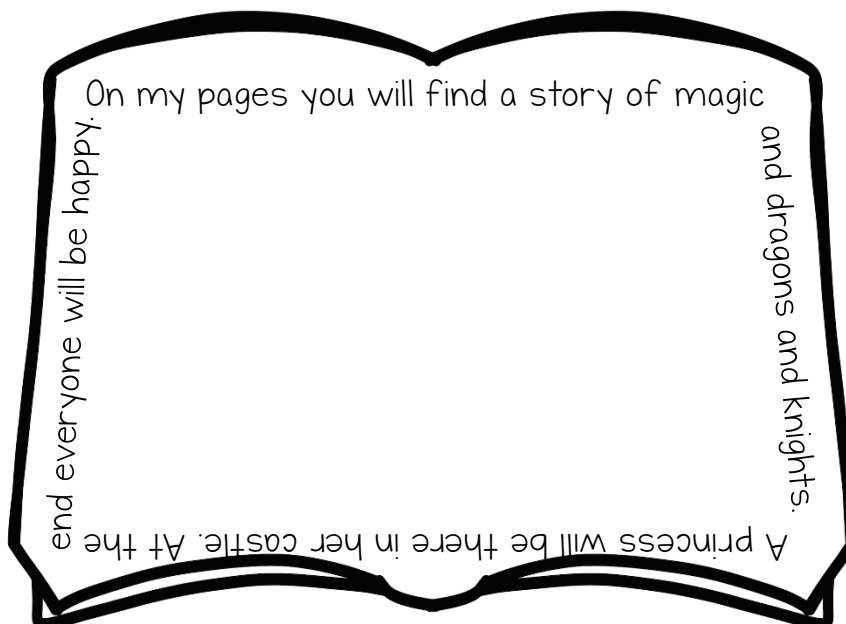
Name: _____

DEWEY POETRY

Directions: In the center circle write one Dewey Decimal category. In the surrounding circles write one subject or type of book that can be found in that category.



Directions: Now you will write a concrete poem about the category you chose. Use the topics that you wrote down to help you. A concrete poem is written in the shape of the topic it describes. You will write your poem on the page that has the book on it. On the right is an example of a concrete poem for a fairy tale.



Name: _____

DEWEY CONCRETE POEM

Dewey category: _____

